



ROTORUA
LAKES COUNCIL

Wheelie Bin

kerbside
collection
service

WHAT
gets collected
and when?

3 Bins,
many ways to recycle!

RECYCLING CENTRE:

What to do with eWaste,
whiteware and metal.

HOW TO REDUCE WASTE

Simple steps you can take now
to have a better impact on our
local environment.

We
explain
it all

ROTORUA
LAKES COUNCIL
GLASS ONLY

PLUS

Composting and recycling tips • What is recyclable and what isn't

**Good
to
know!**

Excess rubbish
can be taken
to the Rotorua
Landfill Refuse
Transfer Station...

...and excess
recycling can
be taken to
the Recycling
Centre!

Time and placement



Please put your bins out for collection before **7.30am** on your collection day, or the night before. In the CBD, please have your bins out by 5am on your collection day.



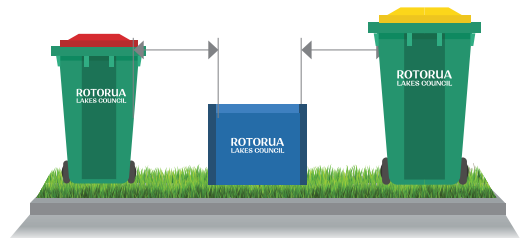
Make sure bins are not overfull and lids can close. Overfull bins will not be collected as trucks can be damaged and items can fall out of the bin during collection.



Place your bins as close to the curb as possible, with the front of the bin facing the road. Leave room for pedestrians using pathways and don't put your bins on the road. Place your bins away from trees and power poles, clear of driveways and cars.



Leave a gap between your bins. This makes it easier for the rubbish truck to collect. You can use the width of the blue crate as a guide for space.



If you don't have enough room on your kerbside call

07 348 4199 for advice.

In some areas, collection trucks cannot service certain roads or can only collect from one side of the road. This means some residents will need to take their bins to a collection point, or may need to place them on the opposite side of the road for collection - you will be advised if this applies to you.

What do I put in my Recycling?



What goes in the yellow bin?

Clean and **dry** recyclable items only. Rinse and remove all food and dirt before putting items in the yellow-lid bin.

- ✓ Clean paper
- ✓ Clean cardboard
- ✓ Clean number 1, 2, or 5 plastic bottles, trays and containers
- ✓ Clean aluminium cans
- ✓ Clean steel tins

What can't go in?

- | | |
|--|--|
| ✗ Dirty items | ✗ Soft plastics |
| ✗ Glass | ✗ Polystyrene |
| ✗ Food and garden waste | ✗ Broken toys |
| ✗ Nappies | ✗ Appliances |
| ✗ Batteries | ✗ Clothing |
| ✗ Aerosol cans | ✗ Fireworks |
| ✗ Building materials | ✗ Detachable lids (put in red lid bin) |
| ✗ Shredded paper, paper with plastic or foil lining | |
| ✗ Containers likely to be contaminated (eg: pot plants, chemical containers, paint bottles) | |
| ✗ Small items (3D items smaller than 50mm at their widest point, and 2D items smaller than 100mm x 140mm). Put these in red lid bin. | |

What do I put in the blue crate?

ROTORUA
LAKES COUNCIL

Clean, empty, unbroken glass bottles and jars, all colours.

What can't go in?

- X** Glass bottles with liquid, food, straws or cigarette butts in them
- X** Window or windscreen glass
- X** Broken glass
- X** Drinking glasses
- X** Light bulbs
- X** Cookware including pyrex

Please do not fill your crate past the top edge, these **will not** be collected. You can take excess glass recycling to the Recycling Centre for free, or additional glass recycling crates are available - charges apply.

Good to know!

Remove bottle caps or lids from bottles and jars and place these in the red lid bin.



07 348 4199 for more information

What do I put in my Rubbish Bin?



What goes in the red bin?

Household rubbish that cannot be recycled in the yellow recycling bin or blue crate. Items you put in your red-lid bin go to landfill.

What can't go in?

- (X) Hot ashes**
- (X) Lithium batteries (fire hazard)**
- (X) Hazardous waste e.g. asbestos, petrol**
- (X) Liquid chemicals**
- (X) Household cleaners**
- (X) Automotive parts (including car, boat or truck batteries)**
- (X) Paints and solvents**
- (X) Explosives and flammable material (including gas bottles)**
- (X) Wood/timber**

If you have excess rubbish or hazardous waste, this should be disposed of at the Rotorua Landfill Refuse Transfer Station. Please declare hazardous waste on arrival.

Composting green and organic waste can help reduce the amount of rubbish in your bin.

For information about starting your own compost contact info@rotorualc.nz

Good to know!

Wheelie bin sizes have been chosen to suit the needs of the average household in Rotorua. If you would like to upgrade the size or add an additional rubbish or recycling bin to your kerbside service, ☎ 07 348 4199 for more information.

Charges vary depending on the bin type and size.

What happens after *collection?*

During collection, rubbish or recycling is emptied into the Smart Environmental compactor truck. The compactor squashes the contents to make room for more. Some trucks collect rubbish and recycling in separate compartments, other trucks collect only rubbish or only recycling. This is why bins can be emptied at different times on collection day.

What happens to my rubbish after collection?

Once the compactor is full, the collection truck drops off the rubbish at the Rotorua Landfill Refuse Transfer Station. From here, rubbish is transported to the Tirohia Landfill.

What happens to my recycling after collection?

- Recycling is taken to the Recycling Centre and compacted again, to be sent to Smart Environmental's Materials Recovery Facility in Kopu.
 - The recycling is separated by material. Rubbish and contamination are removed, and sent to landfill.
 - Recyclable products are baled by material category and sold in NZ and overseas, to be turned into new products.



What happens after collection?

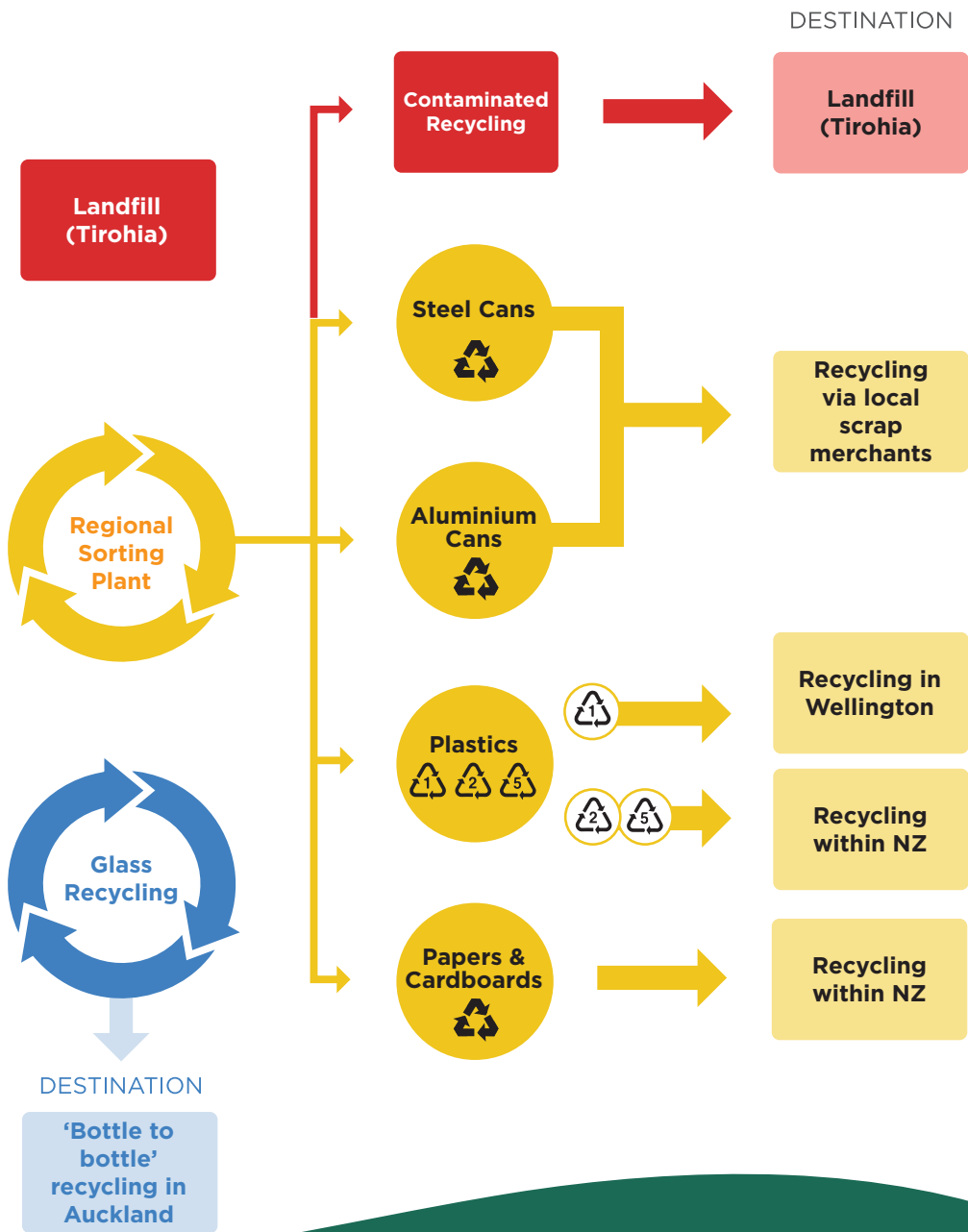
How used items become useful again:

Remember:

- Dirty items cannot be recycled
- Please rinse/wipe your items clean before putting them in the yellow lid bin
- No lids please!

Check out the handy calendar attached with this book to find out when to put your bins out.





A small amount of our plastics are sold overseas but most is recycled within New Zealand.

What happens after **collection?**

What are recyclables turned into?

Only clean recycling can be made into new objects; this is why it's important to remove food and dirt before putting recyclables into the yellow-lid recycling bin.

- Paper and cardboard are used to make new paper and cardboard products (e.g. packaging material).
- Aluminium is melted down and turned into new aluminium products.
- Tin cans are melted and turned into steel products.
- Plastics are shredded into pellets (called nurdles) and turned into new plastic products (e.g. plastic containers, pallets, clothing).

Reduce waste

Give unwanted clothes to opportunity shops or swap with friends.

Start a compost heap or worm farm, then use the compost/vermicast in your garden.

Choose products with little or no packaging, made with sustainable or recyclable materials.

To reduce food waste, save and eat leftovers, plan your weekly meals and buy only what you need.

Good to know!



Where else can I take my unwanted items?

THE RECYCLING CENTRE 24 Te Ngae Road

You can drop kerbside recyclables off at the recycling centre free of charge. Charges may apply to some electronic and larger items. Items collected include:

- ✔ **E-waste** – Electronic waste such as TVs, computers, small appliances.
- ✔ **Whiteware** – Washing machines, cookers, fridges and freezers.
- ✔ **Metal** – Metal pipes, sheet metal, wire, bikes (alternatively, private contractors will often pay for your scrap metal).

Find more information
and pricing at:

 rotorualakescouncil.nz/recycling

TRANSFER STATIONS

Recycling can be dropped off free of charge at the four transfer stations in our district. You can also dispose of larger items for landfill during staffed hours (charges may apply).

Mamaku (14 Kaponga Street)

Staffed hours:
8:30am – 11.30am
Wednesday & Saturday

Reporoa (Corner Birch and Massey Roads)

Staffed hours:
1pm – 4:30pm
Wednesday & Saturday

Okere Falls (15 Okere Road)

Staffed hours:
8:30am – 12pm
Thursday & Sunday

Tarawera (1113 Tarawera Road)


Staffed hours:
1pm – 4:30pm
Thursday & Sunday



What happens after **collection?**

ATIAMURI REFUSE TRANSFER STATION

Residents can drop off commercial and bulk quantities of household rubbish, as well as recyclable items at Atiamuri Refuse Transfer Station (at the landfill site).

Visit  rotorualakescouncil.nz/rubbish for more details and fees. Disposal costs depend on the item and weight.

- ✔ **General waste** - Excess rubbish, or items that can't go into your kerbside rubbish bin
- ✔ **Green waste** - composted on site
- ✔ **Concrete** - recycled into smaller pieces for construction material
- ✔ **Hazardous waste** - Small domestic quantities, including garden sprays, cleaners, paints, glues, batteries and other household chemicals. Please declare hazardous waste on arrival.

LOCAL BUSINESSES

Some companies or businesses will recycle items that can't be recycled through the city's waste services. For example, some supermarkets will recycle bread bags and other soft plastics, and some stationary suppliers will recycle printer cartridges. Call their helpdesk and ask if they have any recycling programmes you could use.

DONATE!

Are there any kindergartens, schools, holiday programmes, or charities that would benefit from your unwanted items? Donating your unused stationary and craft supplies, or clean sports gear will give the items another life.

Need more info?

Visit:
Phone:

 rotorualakescouncil.nz/rubbish
 **07 348 4199**

Want to know more?

If you have any questions about your bins, collections, or fortnightly schedules, please call Council on:

07 348 4199

or visit the Council website at:

 www.rotorualakescouncil.nz/rubbish





**ROTORUA
LAKES COUNCIL**
Te Kaunihera o ngā Roto o Rotorua



smart
environmental